



ALICIA KENYA  
*portfolio*



# Alicia Kenya

Alicia Nkuli Bielo  
Diplôme de l'Université de Leuven

Belgium



## PERSONAL STATEMENT

I am a 23 years old interior design student based in Kampenhout, Vlaams-Brabant. I love everything that has to do with interior design, photography, graphic design and branding. As of recently I've also grown a large interest in psychology and mental development.

## LIFE PHILOSOPHY

*“Be the change you want to see in the world.”*

A quote from Mahatma Gandhi that inspires me to treat people and our world with kindness, love and respect on a daily basis.

## EDUCATION

- September 2018 to present  
Bachelor Interior Design  
University College Thomas More, Mechelen
- September 2017 to July 2018  
Sabiatical Year
- September 2015 to July 2017  
Bachelor Interior Architecture  
Catholic University of Leuven, Brussels
- September 2014 to July 2015  
Bachelor Interior Architecture  
University of Antwerp
- September 2008 to July 2014  
Latin Modern Languages  
Don Bosco Institute, Haacht

## HOBBIES AND INTERESTS

- photography
- travelling
- yoga & meditation
- reading books

## WORKING EXPERIENCE

- February 2020 to April 2020  
internship interior design  
Co-Lab Design Office  
Tulum, Mexico
- July 2018 to August 2018  
administration work (student)  
interior design mood (student)  
Expert Consult, Brussels
- July 2014 to present  
photographer  
for various Belgian modeling agencies  
and hotels worldwide
- August 2014 to September 2017  
salesperson (student)  
International Duty Free, Zaventem Airport
- August 2012 to August 2013  
stockkeeper (student)  
Parbelux NV, Vilvorde

## SKILLS

- Adobe photoshop
- Adobe lightroom
- Adobe indesign
- Adobe premiere pro
- Adobe illustrator
- Vectorworks
- Sketchup
- Vray for Sketchup

## LANGUAGE SKILLS

- FRENCH  
Mother language
- DUTCH  
Mother language
- ENGLISH  
Advanced level
- LINGALA  
Mediocre level
- SPANISH  
Beginner level

## A CREATIVE REBEL

Apart from architecture and interior design references such as Axel Vervoordt, Vincent van Duysen or Annabel Kutucu, graphic designer Louise Mertens and photographer Cameron Hammond, I get inspired on the daily by music, travel, landscapes and different cultures from all around the world.

Being of Congolese decent myself, I've recently caught my eye wandering a lot towards designs with African and Mediterranean elements. At this moment I would describe my style as 'thoughtfully sober', I even believe my teachers and fellow students who have followed my work could recognize my signature style immediately.

While designing I like to try and rethink our ways of living as I believe everything should be able to evolve. "We've been doing it this way for so long, could I not try to do it another way?" might be one of my most common thoughts, hence why I see myself as a creative rebel.

## A BOLD DREAMER

I dream of a future in Brasil, Congo, Hawaii and Italy, roaming around the world with my camera creating beautiful visuals for the biggest brands out there.

I see a future in which I develop myself as a strong and independent woman, owning a visual art company and establishing myself as one of the top references for interior design worldwide. I see a future in which I am surrounded and inspired by many creatives of all fields on a daily basis. After the many years of studying interior design and developing my eye for graphic design and photography, I'm really excited to start this new chapter of my life. Being a student has thought me many things, such as patience and perseverance, but the most important thing it has taught me is to believe in myself.

So not only do I dream of, and see a beautiful yet ambitious future ahead of me, I'm also more than ready to work hard to turn that dream into reality.





A CREATIVE REBEL



A BOLD DREAMER





**COURSE** *Mixed media*  
**SUPERVISION** *Robin Schaefferbeke*  
**LOCATION** *Brussel, Belgium*  
**YEAR** *2016/2017*

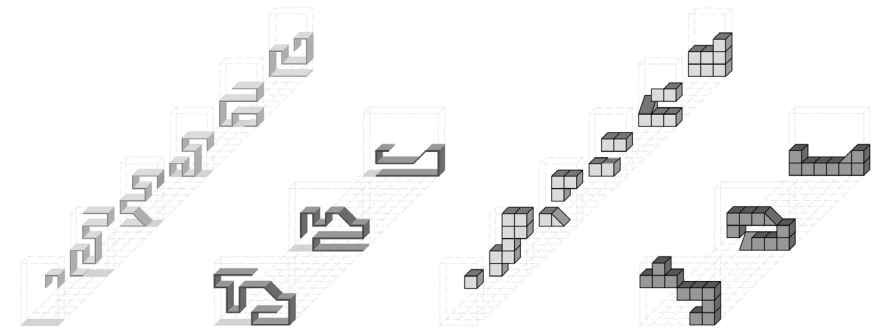
## 7 x 7

### 01.

*A drawing assignment with an interior of choice as starting point.*

**7x7** was the very first assignment at KUL where I had to make a model using cubes. Some of the restrictions and rules were to not go higher than 4 levels or to include at least two oblique planes in the model. The second phase was to draw the acquired design using the program Vectorworks with the intention of getting to know the program step by step. I drew my model in isometry and exploded view. Firstly I sketched the cubes, then I converted them into walls and floors. The model had now turn into a 'building' with both an interior and an exterior.

After deciding on the final shape of my model, it was time to get started with the images. I had to draw 7 different views, both exterior and interior. I then had to work up the images in 7 different ways. The following images were processed using a digital collage technique using photos from Mario Testino's "Towel series" and playing around with Photoshop layers.



FROM WALLS  
AND FLOORS

TO CUBES  
WITH AN INTERIOR

**COURSE** *Biab opo 54*  
**SUPERVISION** *Ephraim Joris*  
**LOCATION** *Brussel, Belgium*  
**YEAR** *2017/2018*


# OPHELIA

## 02.

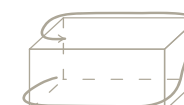
*Design a home with work - and show space for a designer with attention to the "threshold world" between private and public space.*

I designed for **OPHELIA**, a 25 year old lingerie designer from Antwerp who has been fascinated by the fashion world and the female body since childhood. As a first step I created a space. A space in which **LIVING** takes place. A space that forms the core of the design. A space that symbolizes the female body.

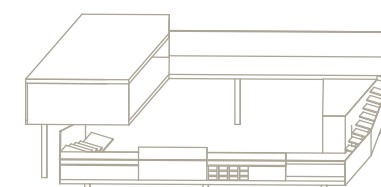
The next step in the design was the circulation. A circulation in which **WORKING** and **FITTING** take place. A circulation naturally formed around the body. A circulation that symbolizes lingerie. These 2 ideas combined shaped the design. A design in which both the customer and the maker are central. A design with the intention of making the customer feel at ease and allowing the designer to live between the lingerie, day and night.



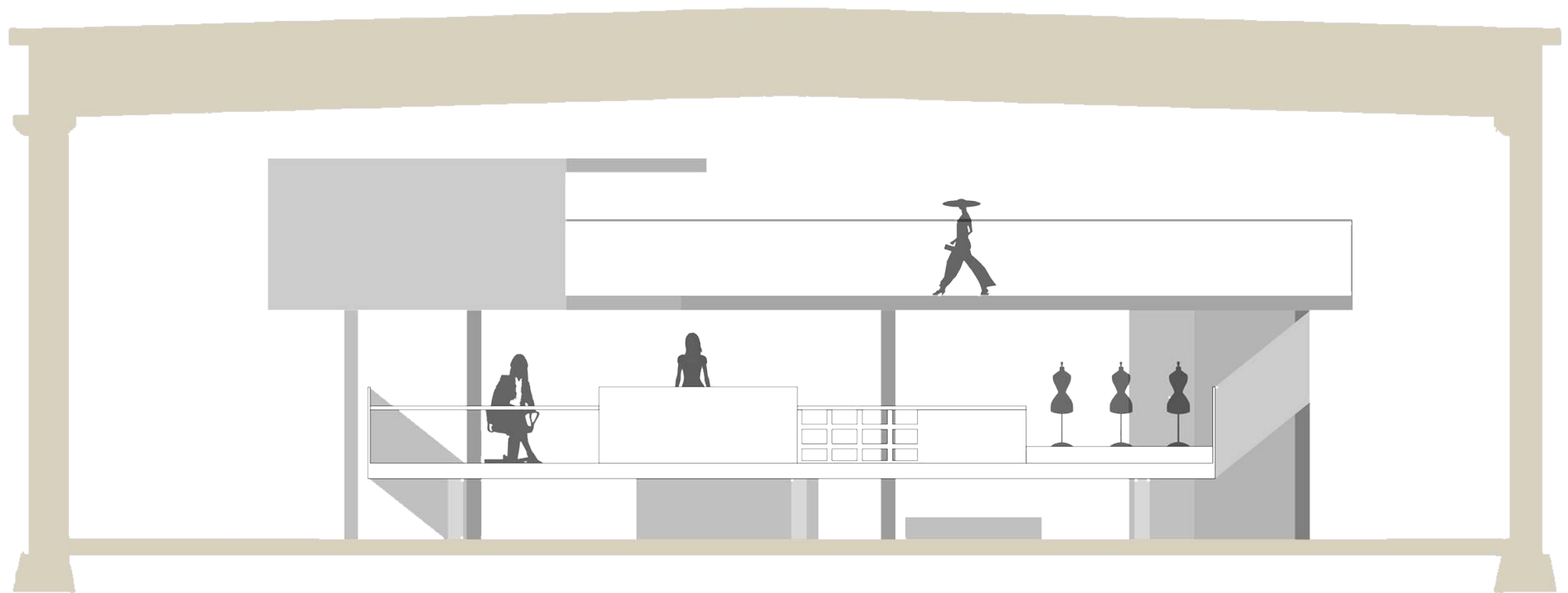
GIVEN SPACE  
'the female body'



CIRCULATION  
'the lingerie'



THE DESIGN  
'the working space wrapped around the living space'



**COURSE** *Biab opo 54*  
**SUPERVISION** *Ephraim Joris*  
**LOCATION** *Brussel, Belgium*  
**YEAR** *2017/2018*

## LA FEMME

**03.**

*A drawing assignment with an interior of choice as starting point.*

As a starting space, I opted for a veterinary practice in France. The space really appealed to me because of its formality and the many small rooms in which it was divided.

I started working on this and soon the design of this space also proved to be a strong starting point for my drawings. By drawing it all out and then cutting it out according to the natural division of the architecture, I got the idea to stack it and start drawing with the pieces. As a theme I chose 'woman'. I took a few striking images of women who inspired me and drew them with the architecture of the barn. This resulted in beautiful images, but in the end I decided to leave out architecture and continue with digital paint stripes. That's how I created drawings for **LA FEMME**.

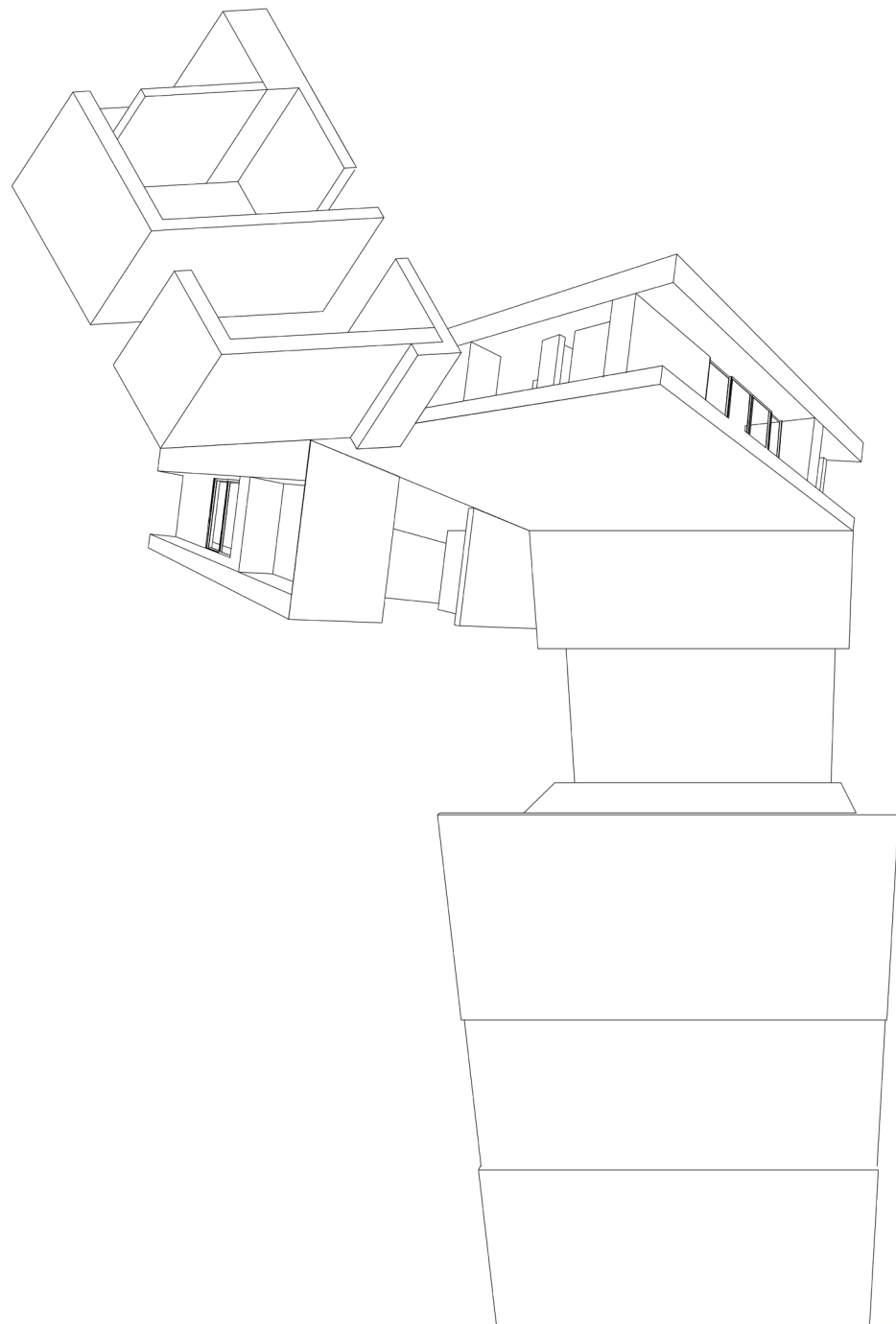




FROM FEMALE  
BODAY



TO ARCHITECTURAL  
FORM



**COURSE** *Interior 2*  
**SUPERVISION** *Tom De Meester*  
**LOCATION** *Mechelen, Belgium*  
**YEAR** *2018/2019*

# TERRAE

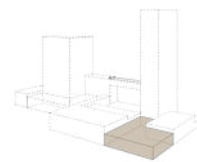
## 04.

*A short stay with sanitary facilities, bedroom and dressing area for two people in a building that consists of two cube shapes. The location of terrae is a walled city garden.*

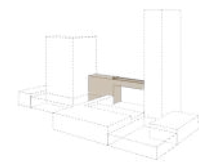
**TERRAE** is designed for people who need to escape the daily hustle and bustle of society. In this bed and bathing space, one can completely rediscover themselves and relax, as if the time has come to a standstill. The design originated with the research of the verb 'bathing'. *What is bathing? How do people bathe these days? Is there a general routine when bathing?* By further analyzing the verb 'bathing' we came to the following partial verbs: cleaning feet, washing hands, washing face and cleaning body.

We placed these four forms of bathing and sleeping itself in a circular circulation according to a logical sequence. By doing this we tried to make the design speak for itself, and of course guide the temporary resident through the design. To keep the interior as peaceful as possible, we chose to work with extensions and elevations, to allow the visitor to flow from space to space. This creates a landscape feeling, as a result of which the temporary resident does not feel that he is going from function to function, but rather that the entire space forms one cohesive whole. We also deliberately chose not to place any artificial light in the sleeping area, so that the resident can wake up and fall asleep together with the sun.

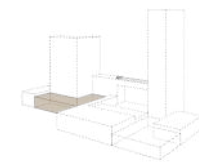




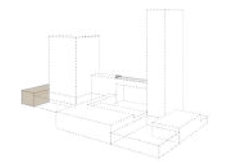
WASHING FEET



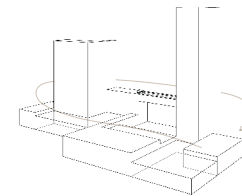
WASHING FACE  
AND HANDS



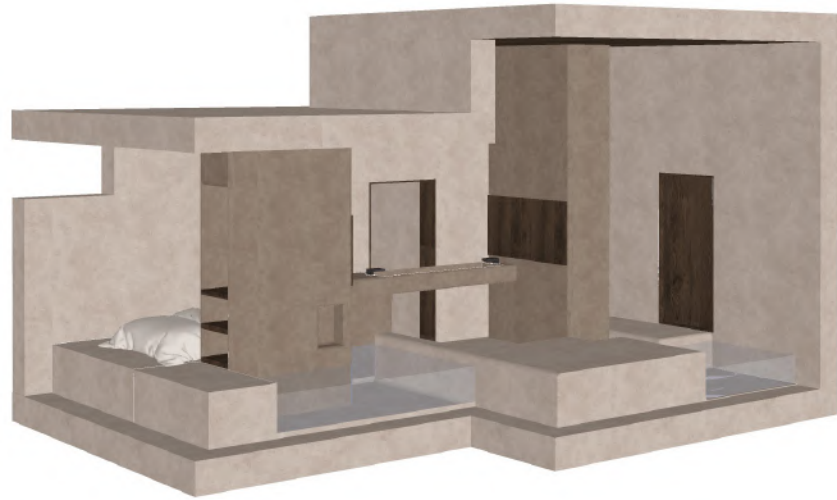
WASHING BODY



SLEEPING



CIRCULAR CIRCULATION



**COURSE** *Interior 2*  
**SUPERVISION** *Tom De Meester*  
**LOCATION** *Mechelen, Belgium*  
**YEAR** *2018/2019*

# AUGUELLO

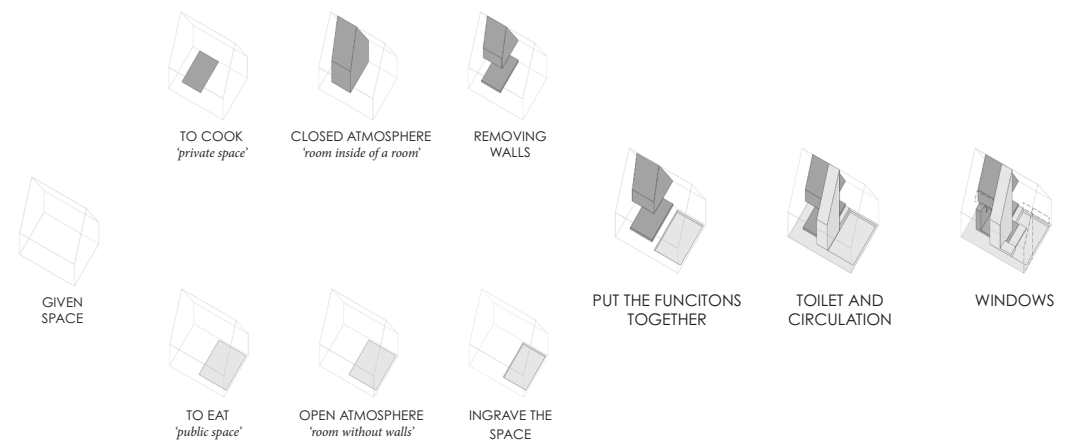
**05.**

*Design within the given space a kitchen with dining room in the spirit and atmosphere of a chosen music album. The space forms an outbuilding to an existing private home.*

**AUGUELLO** is a metaphorical design about the Afro American community in New York, about which the American singer Alicia Keys sings in her album 'HERE'. The design is a translation of how this community, according to the singer, experiences contact both inside and outside its own community. In this spatial translation, the kitchen represents the community in a public environment. A suspended ceiling and raised floor both make the kitchen stand out as a 'room inside of a room'. The atmosphere of this kitchen is closed, cold and dark.

The dining room represents the community within its own intimate circle. Warm, open and clear are the key words that best describe this space. A very high space of almost 6 meters high, with lots of light, in which a large family can have dinner all together around a large table. The two functions, although contrasting, form a beautiful harmonious oneness together and find their connection around the sanitary block.









**COURSE** *Interior 2*  
**SUPERVISION** *Tom De Meester*  
**LOCATION** *Mechelen, Belgium*  
**YEAR** *2018/2019*

## YAKA


**06.**

*A house without walls, where everyone is welcome, where social contact and interaction are key. This terraced house located in a fictional Flemish city features a HOSPITALBLE, OPEN and NATURAL feeling.*

**YAKA** challenges millennials to rethink their view on how we live in this society. Should we continue to organize our homes as we have always done so far, or can it be done differently? Does a bedroom always have to be completely closed, or can it be opened up? And what about the bathroom, can it be located right in the middle of a home or does it really belongs on the top floor, where no one can see it?

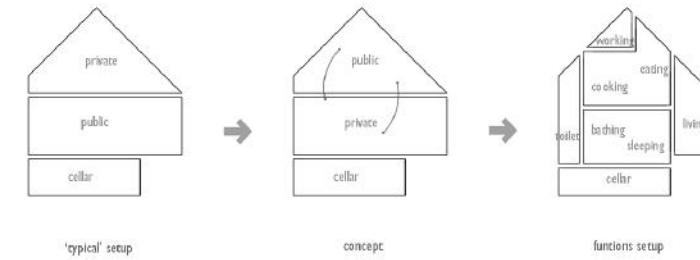
This conceptual house is designed for a young hospitable couple who likes to have people over at their house. Their hospitality can be found in the arrangement of the various rooms. The most private rooms, the bedroom and bathroom, are located on the ground floor in the middle of the house. The most public rooms, the kitchen and dining room, are on the first floor. The circulation forms a tour through the entire house, which shows the openness of the design. The house as a whole is finished with limestone, tadelakt, wengé and oak wood, materials that remind of nature.





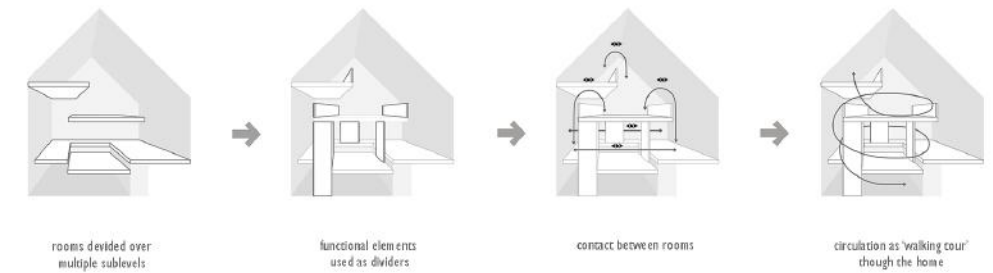
## HOSPITALITY

Being vulnerable and opening up private rooms as a form a hospitality



## OPEN

Make the home as open as possible and facilitate mutual interaction



## NATURAL

Choice of materials as a representation of nature







**COURSE** *Interior 3*  
**SUPERVISION** *Filip Claes, Veerle Muermans*  
**LOCATION** *Mechelen, Belgium*  
**YEAR** *2019/2020*

# VÄRGEN


**07.**

*Design the interior of this family house in any chosen style or feel. The main architecture is given.*

**VÄRGEN** is a two storey house located on a hill on an imaginary place with a beautiful view over a magnificent forest. Inspired by the beauty of a photograph showing off the many layers of the Rwandese rainforest, shot by Jonathan Gregson, this family home was designed with the idea to have a place where time would travel slowly throughout the day, to bring friends and family close together.

The dining area and kitchen are designed as one big open plan, mostly meant to be used during daytime for the family to eat, cook, work and play in together. The living area, separated from the dining area by the staircase, is designed for the family to unwind during the evening after a long and tiresome day. Inspired by the colorpalet of a Swedish Wolf, which is also where the name Värigen comes from, the interior is finished with grey and nude tadelakt, accompanied by various shades of rough timber. This utterly cozy and warm home could be seen as a modern version of a chalet.





LIVING-KITCHEN  
FOR THE FAMILY  
AND FRIENDS



QUIET LIVING  
TO UNWIND



CHILDRENS  
AREA








**COURSE** *Internship*  
**SUPERVISION** *Joshua Beck, Joanna Gomes*  
**LOCATION** *Tulum, Mexico*  
**YEAR** *2019/2020*

## CASA AVIV

**08.**

*Interior design of a rental project in Tulum, Mexico.*

**CASA AVIV** is an interior project I worked on during my 10 week internship at the Architecture office, CO-Lab in Tulum. After reading the architecture of this house as rough yet elegant, mostly because of the light and dark grey walls plastered with chukum, a limestone-based stucco mixed with resin from chukum trees, a species endemic to the Yucatan region of Mexico, I decided to go for a wabi-sabi inspired aesthetic. Works of Axel Vervoordt and Annabel Kutucu inspired me to create an overall masculine yet warm interior.









**COURSE** *Creative communication*  
**SUPERVISION** *Ben Verbruggen*  
**LOCATION** *Mechelen, Belgium*  
**YEAR** *2019/2020*

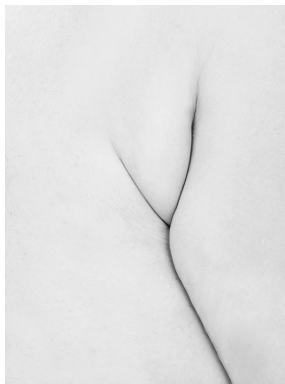
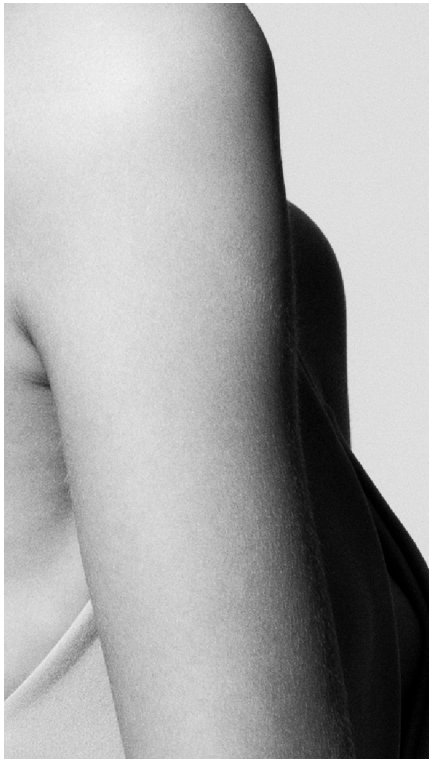
## KENYA

**09.**

*Design your own logo, with complete corporate identity.*

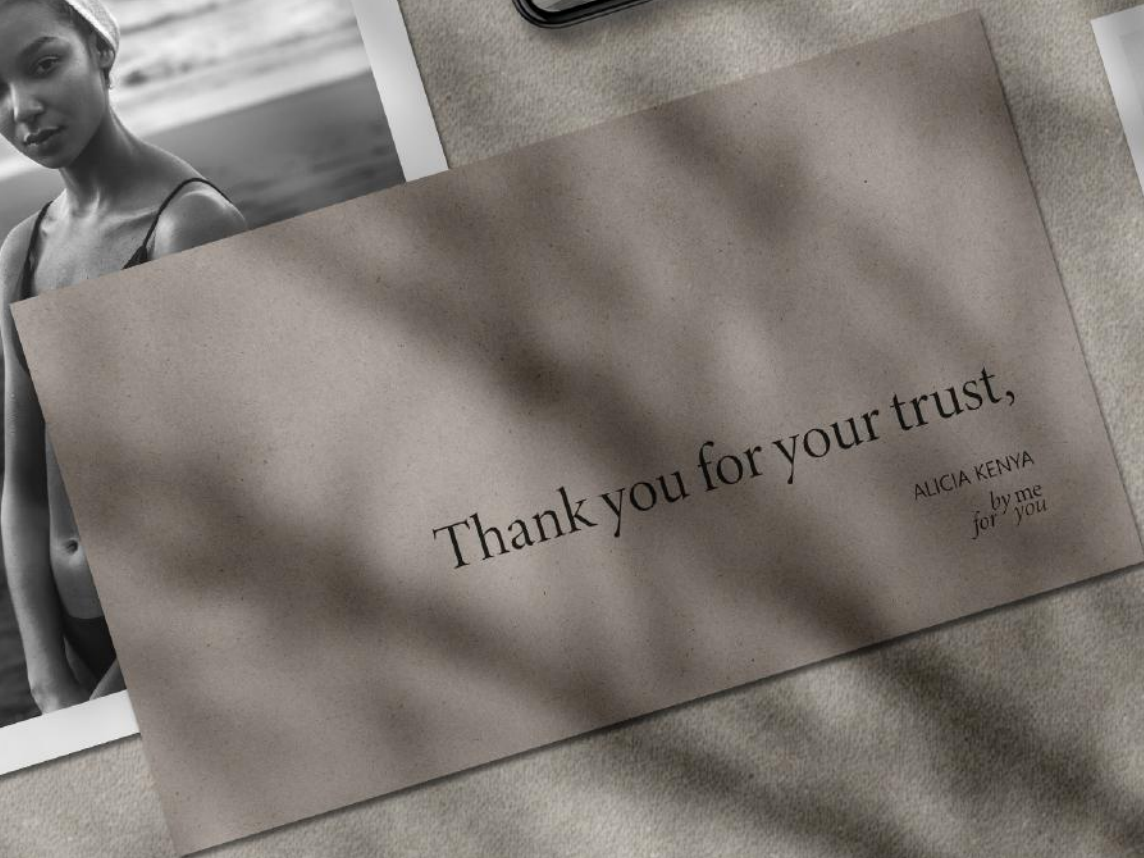
I've known for a long time already that I wanted to become a business owner and would eventually need a name and logo for it. So given the brief of our creative communication course, it seemed only right to design the logo of my future visual art company: Alicia **KENYA**. Inspired by Louise Mertens' minimal yet elegant art, my aim was to design a logo that would represent the woman I am, who wants to have a huge career in fields dominated by men. Therefore I started to look for appealing and sensual shapes in photography of female bodies I managed to find online. Defining the shapes was the first and easiest step.

The second step consisted of bringing the right shapes together in order to create a logo that would feel just right. It had to be love at first sight. After drawing and composing shapes, using only a thin brush and black paint, I managed to create a shape that felt like it could only belong to me. I finetuned it on Illustrator to give it those few tweaks need to make the logo exactly as I wanted. Alongside with the logo, I designed an entire corporate identity for my future business, alongside with the catchphrase: "By her, for them".



'FEMALE' SHAPES  
PUT TOGETHER TO FORM A LOGO







**COURSE** *Bachelorproject*  
**SUPERVISION** *Filip Claes, Veerle Muermans*  
**LOCATION** *Mechelen, Belgium*  
**YEAR** *2019/2020*

## ZAMANI

### **10.**


*Design a restaurant, with it's complete corporate identity.  
The main architecture is given.*

**ZAMANI** is a small evening restaurant where you can go as a “solo traveler” or social butterfly. This ‘homey’ restaurant aims to let customers taste the Congolese cuisine, but also to help them get to know other travelers. As a customer you will be seated at the table with all strangers and share meals, laughs and memories together.

The interior of Zamani is simple yet very welcoming, giving customers the feeling of visiting friend’s home for a cozy dinner. The walls and floor, plastered with tadelakt, a waterproof plaster surface used in Moroccan architecture, ensure a uniform and Berber atmosphere throughout the entire restaurant. The open kitchen, consisting of smoked oak cabinets with accents of Shou sugi ban (aka black wood) and black steel, looks traditional and inviting. The low lounge chairs inspired by the African birthing chair and the solid wooden tables together with the semi-open cupboards and wall shelves provide that traditional touch that is reminiscent of the African continent. Finally, Pierre Jeanneret’s office cane chair, Allied Maker lighting and artisanal vases and pots will also make it more homely.



SCAN THE CODE ABOVE AND LISTEN TO THE STORY OF  
A 'HOMEY' RESTAURANT DESIGNED FOR  
SOLO TRAVELERS FROM ALL OVER THE WORLD













**dadisi**  
*for those led by audacity*

mikate  
makemba  
fumbwa na nguba  
chikwang  
ntaba  
likayabu  
madesu  
fufu



**COURSE** *Personal work*  
**LOCATION** *Belgium*  
**YEAR** *2016/2020*

## GRAPHIC DESIGN

*11.*

*A personal series of graphic designs I made during my time at univeristy college.*

I couldn't pinpoint the moment **GRAPHIC DESIGN** came into my life. One day I just realised it was present and I realised that I really enjoyed it. So when the opportunity came to take the courses 'creative communication' (ref: project 09 'KENYA'), I didn't hesitate for a moment and went straight for it. Choosing this course has definitely awakened more in me than I expected it to. What felt as purely intuitive before, started to make more and more sense. It was like I finally started to understand where it was that I wanted to take my graphic designs, instead of just leading them to random places. I'm so keen on further developing my skills in graphic design and even branding. As previously stated, hopefully one day it will be fully part of the company I will have started by then. The following works are a few of the works I made during the past few years.









Aēsop.

Remove  
Démaquille

Grape Seed • Tocopherol • Blue Chamomile  
Pépin de Raisin • Tocophérol • Camomille Bleue

Gentle eye makeup remover for all skin types.

Apply this oil-based formula to a damp cotton pad then gently wipe away makeup, allowing makeup to completely dissolve before wiping clean. Add a few drops to your preferred Aēsop cleanser to provide effortless makeup removal.

Démaquillant doux pour les yeux, convient à tous types de peau.

Appliquez à l'aide d'un coton sur la paupière jusqu'à dissolution du maquillage, essuyez en douceur. Vous pouvez aussi ajouter quelques gouttes de votre nettoyant Aēsop de votre choix pour un démaquillage encore plus doux.

[www.aesop.com](http://www.aesop.com)







**COURSE** *Personal work*  
**LOCATION** *Worldwide*  
**YEAR** *2019/2020*

# PHOTOGRAPHY

*12.*  
*A personal series of photographs I made during my time at  
univeristy college.*

**PHOTOGRAPHY** has been part of my life for a very long time now. Even before discovering my love for it, I had already claimed our small 'kodak' family camera at the age of 10. I would spend hours and hours during the weekends trying to make my creative visions come to life. And if not at home, I would make sure I brought the camera to school every time there was an activity or trip. The journey from there on has been long, from discovering the world of photography, to buying my first DSLR, to trying out all kinds of different styles, to then even taking a sabbatical year at university to focus on my craft. Eventually I needed to put my cameras aside for a while as combining my studies with my photography didn't work for me. But here we are now, the end of a beautiful chapter is approaching, and I cannot wait to pick my cameras back up and make sure I never have to put them aside again. Enjoy a few of my favorite shots made so far.











**A BOLD REBEL  
A CREATIVE DREAMER**

*Thank you, for your attention.*

*Merci, pour votre attention.*

*Bedant, voor uw aandacht.*

*Merci, pona tango nayo.*

*Danke, für ihre zeit.*

*Gracias, por tu atencion.*



